M10 TOPCon

570–595 W

Bifacial PV module

144 N-type half-cells in a 30 mm frame. Front and rear glass allow light to reach both faces of the cells.



22.07–23.03%
Front-side efficiency at STC

0 to +5 W
Power tolerance

1,500 V DC
Maximum system voltage

Front-side ratings

Nominal power	570 W	575 W	580 W	585 W	590 W	595 W
MPP voltage (V)	42.20	42.52	42.80	43.08	43.32	43.59
MPP current (A)	13.49	13.52	13.55	13.58	13.62	13.65
Open-circuit voltage (V)	50.95	51.10	51.25	51.35	51.45	51.55
Short-circuit current (A)	14.32	14.39	14.46	14.50	14.54	14.58
Module efficiency (%)	22.07	22.26	22.45	22.65	22.83	23.03

STC: 1,000 W/m² irradiance, 25 °C cell temperature, AM1.5 spectrum.

Rear-side power gain

Nominal power	570 W	575 W	580 W	585 W	590 W	595 W
5% gain · power (Wp)	598	603	609	614	620	625
5% gain · efficiency (%)	23.19	23.39	23.59	23.78	23.98	24.19
15% gain · power (Wp)	656	661	667	673	679	684
15% gain · efficiency (%)	25.40	25.62	25.84	26.04	26.27	26.48
25% gain · power (Wp)	713	719	725	731	738	744
25% gain · efficiency (%)	27.61	27.85	28.09	28.31	28.55	28.79

Combined front and rear output at the indicated gain, using the front-side STC rating as the baseline. Actual rear gain depends on ground reflectance, mounting height and shading.

Construction & performance

Mounting dimensions

Dimensions in mm

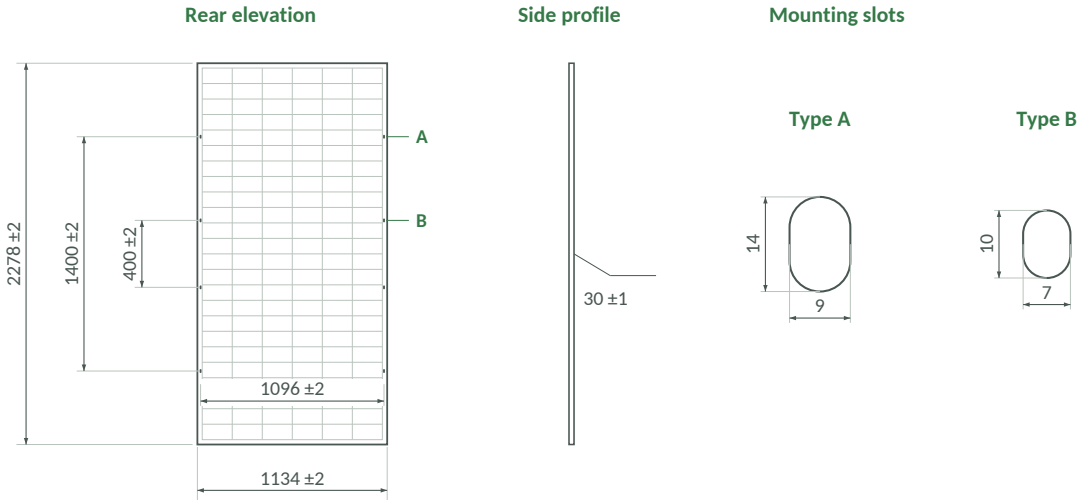

Mechanical properties

Dimensions	2,278 × 1,134 × 30 mm
Weight	31 kg ±5%
Cell layout	144 (2 × 6 × 12)
Front glass	2.0 mm coated, ultra-white semi-tempered glass
Rear glass	2.0 mm semi-tempered glass
Junction box	IP68, 3 diodes
Cable	4 mm²
Lead lengths	Positive 300 mm / negative 200 mm (customizable)
Max. static load	Front 5,400 Pa / rear 2,400 Pa

Temperature & operating limits

NMOT	42 ±2 °C
Pmax coefficient	−0.29%/°C
Voc coefficient	−0.25%/°C
Isc coefficient	+0.045%/°C
Operating range	−40 to +85 °C
Max. system voltage	1,500 V DC
Max. series fuse	30 A

Packing & transport

36 modules per box

40 ft high cube	20 boxes / 720 modules
17.5 m truck	26 boxes / 936 modules
13 m truck	22 boxes / 792 modules

Characteristic curves

Series reference / Cell temperature 25 °C

Power (W)

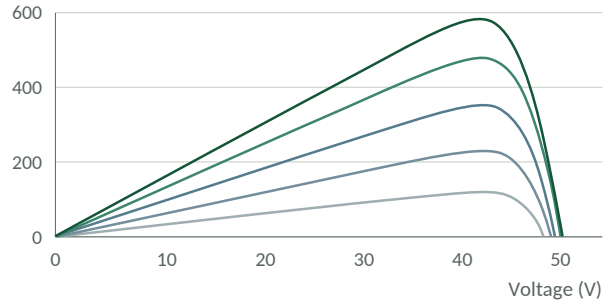

Current (A)

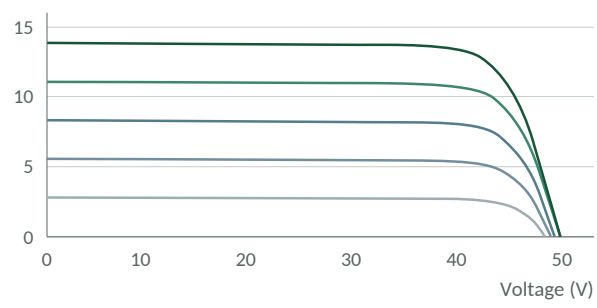

Irradiance (W/m²) — 200 — 400 — 600 — 800 — 1000